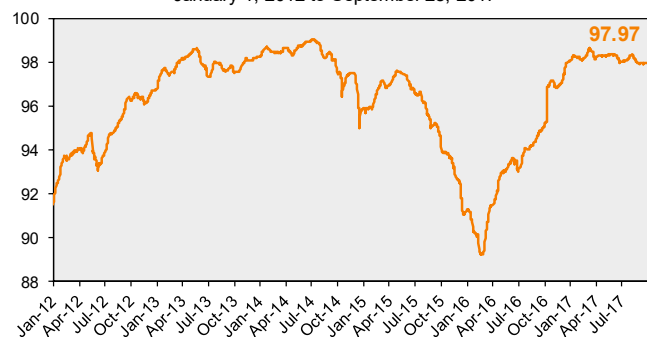


Voya Senior Loan Group

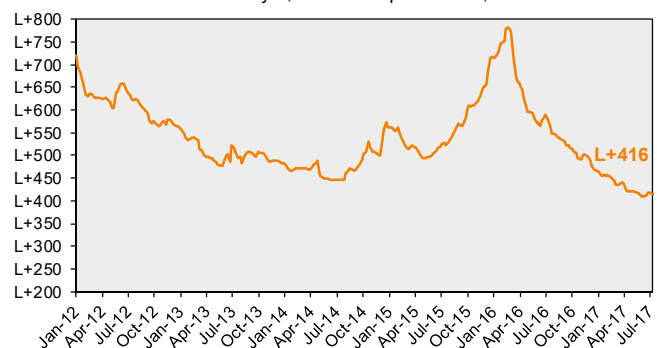
A Steady End to a Busy Quarter

- Buoyed by healthy secondary trading activity, the S&P/LSTA Leveraged Loan Index ("Index") posted a total return of 0.08% for the week. The average bid moved down one basis point to end the week at 97.97.
- In sync with the arrival of Autumn weather and the last days of the third quarter, new loan issuance has cooled a bit after a flurry of primary market activity in September. As a result, net of all expected repayments, the forward calendar now stands at just under \$14 billion, down from last week's \$23 billion. Trading desks and managers alike continue to be busy with a few block portfolio trades and a number of fresh deals which broke to the secondary market this week.
- For the five business days ended September 27, LCD's estimate of outflows for loan mutual funds, including ETFs, totaled \$367 million (Lipper FMI universe). However, net demand for the asset class remained strong with five CLOs priced, bringing the YTD total to \$81 billion.
- Returns were positive across ratings cohorts. CCCs returned of 0.23% despite an 81 bps decline in average bid price, while single B loans returned 0.09% (5 bps decline in average bid price to 98.79) and BB loans returned 0.09% (6 bps advance in average bid price to 99.82).
- There were no defaults in the Index this week. The default rate by amount outstanding is 1.53%.

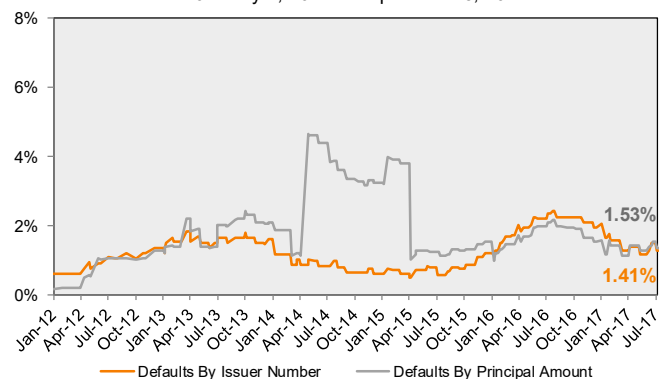
Average Bid
S&P/LSTA Leveraged Loan Index
January 1, 2012 to September 28, 2017



Average Three Year Call Secondary Spreads
S&P/LSTA Leveraged Loan Index^{1,2}
January 1, 2012 to September 22, 2017



Lagging 12 Month Default Rate³
S&P/LSTA Leveraged Loan Index
January 1, 2012 to September 28, 2017



Portfolio Managers



Dan Norman
Group Head



Jeff Bakalar
Group Head

Voya Senior Loan Strategy

The Voya Senior Loan Group is a part of Voya Investment Management. The team is comprised of 33 investment, trading and credit risk professionals, and supported by a dedicated treasury, operations and administration staff of 23. There are five portfolio management teams in Scottsdale, each of which is responsible for particular industries, and a team located in London that is responsible for sourcing overseas loans.

The Voya Senior Loan Strategy is an actively managed, ultra-short duration floating rate income strategy that invests primarily in privately syndicated, below investment grade secured corporate loans. Senior loans are floating rate instruments that can provide a natural hedge against rising interest rates. They are typically secured by a first priority lien on a borrower's assets, resulting in historically higher recoveries than unsecured corporate bonds.

General Risks for Floating Rate Senior Loans: Floating rate senior loans involve certain risks. Below investment grade assets carry a higher than normal risk that borrowers may default in the timely payment of principal and interest on their loans, which would likely cause the value of the investment to decrease. Changes in short-term market interest rates will directly affect the yield on investments in floating rate senior loans. If such rates fall, the investment's yield will also fall. If interest rate spreads on loans decline in general, the yield on such loans will fall and the value of such loans may decrease. When short-term market interest rates rise, because of the lag between changes in such short term rates and the resetting of the floating rates on senior loans, the impact of rising rates will be delayed to the extent of such lag. Because of the limited secondary market for floating rate senior loans, the ability to sell these loans in a timely fashion and/or at a favorable price may be limited. An increase or decrease in the demand for loans may adversely affect the loans.

Unless otherwise noted, the source for all data in this report is Standard & Poor's/LCD. S&P/LCD does not make any representations or warranties as to the completeness, accuracy or sufficiency of the data in this report.

1 – Assumes 3 Year Maturity. Three year maturity assumption: (i) all loans pay off at par in 3 years, (ii) discount from par is amortized evenly over the 3 years as additional spread, and (iii) no other principal payments during the 3 years. Discounted spread is calculated based upon the current bid price, not on par. *Please note that Index yield data is only available on a lagging basis, thus the data demonstrated is as of September 22, 2017.*

2 – Excludes facilities that are currently in default.

3 – Comprises all loans, including those not tracked in the LSTA/LPC mark-to-market service. Vast majority are institutional tranches. Issuer default rate is calculated as the number of defaults over the last twelve months divided by the number of issuers in the Index at the beginning of the twelve-month period. Principal default rate is calculated as the amount defaulted over the last twelve months divided by the amount outstanding at the beginning of the twelve-month period.

Group Heads

Dan Norman

Telephone - 480-477-2112
dan.norman@voya.com

Jeff Bakalar

Telephone - 480-477-2210
jeff.bakalar@voya.com

This commentary has been prepared by Voya Investment Management for informational purposes. Nothing contained herein should be construed as (i) an offer to sell or solicitation of an offer to buy any security or (ii) a recommendation as to the advisability of investing in, purchasing or selling any security. Any opinions expressed herein reflect our judgment and are subject to change. Certain of the statements contained herein are statements of future expectations and other forward-looking statements that are based on management's current views and assumptions and involve known and unknown risks and uncertainties that could cause actual results, performance or events to differ materially from those expressed or implied in such statements. Actual results, performance or events may differ materially from those in such statements due to, without limitation, (1) general economic conditions, (2) performance of financial markets, (3) changes in laws and regulations and (4) changes in the policies of governments and/or regulatory authorities. The opinions, views and information expressed in this commentary regarding holdings are subject to change without notice. The information provided regarding holdings is not a recommendation to buy or sell any security. Fund holdings are fluid and are subject to daily change based on market conditions and other factors.

Voya Investment Management Co. LLC ("Voya") is exempt from the requirement to hold an Australian financial services license under the Corporations Act 2001 (Cth) ("Act") in respect of the financial services it provides in Australia. Voya is regulated by the SEC under US laws, which differ from Australian laws. This document or communication is being provided to you on the basis of your representation that you are a wholesale client (within the meaning of section 761G of the Act), and must not be provided to any other person without the written consent of Voya, which may be withheld in its absolute discretion.

Voya Compliance Approval ID IM0929-37460-0918

Past performance is no guarantee of future results.
 Approved for client/investor use.